

GCG Sunday School - 2nd June 2024

Lesson Outline



Lesson: Christ: Scriptures fulfilled!

Passage: Luke 24

Big Idea: Jesus was raised to life, just as he and the scriptures said.

Main Aim: Because Jesus was raised to life, we can trust him in everything.

Please pray for the lesson preparation, that we and the children would be built up by God's word.

Unless you are at the Greenwich service, you will need to bring a **laptop/tablet** to play the videos. If needed, Jonny can provide a **laptop and a Bluetooth speaker**. 😊

Additional resources: [Mustard Seed's lesson plan](#)

The Passage

Passage context

The burial of Jesus in the tomb.

Summary.

Jesus was raised to life, just as he said. Luke 24:1-12
The women at the tomb.

Jesus was raised to life, just as the scriptures said. Luke 24:13-34
The road to Emmaus.

Jesus was raised to life, just as he and the scriptures said. Luke 24:35-49
The disciples.

For them then.

Jesus has been raised to life, this means we can trust everything Jesus and the scriptures said. He offers us new resurrection life with him, we can trust that he can give it.

For us now - Same!






The Age Ranges

CW (average age 4-5 years) - Prepare the lesson for **all ages**. Then separate **Sailor** and **Officer** groups for **Heart & Hands** teaching.
GR and EC - Personalise **all material** for the Sailors or Officers.


Sailors: Ages 3-6

Officers: Ages 7-11

The Rough Format.

Get Going 3 min + song	Main Teaching ~15 mins	Heart & Hands ~20 mins	Land The Lesson ~10 mins	Extra Fun Time ~10 mins
				
Welcome & Pray Quick Recap Song	The Big Idea The Main Aim	Activities Discussion	Recap Memory Verse Pray to close.	Optional: Can go mid-session.

Outline Idea

	Get Going Welcome, Pray, Quick Recap & Song
--	---

At Greenwich and Eltham, the Sailor leader will lead the “Get Going” section.

Welcome and connect briefly with the children

- Ask them a fun question, showing we're interested in their lives. Such as:
 - What's the best thing you did yesterday/ this morning?
 - What was the tastiest food you ate?

Prayer by the leader

- Let's listen carefully to what God has to say to us today.

Introduce the passage theme

Prove it!

- Two leaders tell the children about a skill they have e.g. juggling; reciting the alphabet backwards; forward roll. Do the children believe them?
- Leaders prove it. One of them will do it; the other will fail.

Link: In today's true story from the Bible,
Jesus did something which no-one else could do,
just as he and the scriptures said.

Very Speedy Recap - Scroll of time

Last week's big idea:

Jesus, died on the cross to pay for our sin.



Link: But he didn't stay dead!


Song

If needed, talk through the words and actions before singing.

A Long Long Long Long Time Ago

- <https://www.youtube.com/watch?v=5-pdrEWaRXc>

GR & EC - Split into **Sailor** and **Officer** groups for the remainder of the session.
CW - Remain together.



Main Teaching

Teaching the Big Idea & Main Aim.

Have a Bible open throughout for the children to see that we're teaching from God's word, and not from our heads.

Arrive clearly and repeatedly to the Big Idea and Main Aim.

Think about how you'll make the lesson interactive by asking questions and getting children involved.

- Teaching Idea

3 sub-points for each point:

They see. (The tomb, Jesus on the road, Jesus in the room)

They don't see. (They don't believe/ understand)

They remember what he / the scriptures said.

- Lesson Points

Intro: Jesus said he would die and rise.

The scriptures said he would die and rise.

Jesus has been killed, let's see what happens next.

1. Jesus was raised to life, just as he said. Luke 24:1-12
The women at the tomb.
2. Jesus was raised to life, just as the scriptures said. Luke 24:13-34
The road to Emmaus.
3. Jesus was raised to life, just as he and the scriptures said. Luke 24:35-49
The disciples.

- Question ideas to ask while teaching:

Intro: Do you think Jesus' promise was an easy, small promise? Or a big, difficult promise?

1. What did the women see? How did the angels feel about them not understanding?
What had Jesus already told them?
When do they believe? v8
2. What did the men see? How did Jesus feel about them not understanding? v25
What had the scriptures already told them? v25-27
When do they believe? v31
3. What did the disciples see? How did Jesus feel about them not understanding?
What had Jesus and the scriptures already told them?
When do they believe? v45

- Brief Application - Main aim expanded.

- Sailors: You may need to state the application and expand it a bit.
- Officers: You can ask questions to arrive at the application.

How does this help us think differently/ act differently/ talk differently?

What about at school/ at home/ at church?

- Sailors

Interactive talk through the text.

Helpful questions: *What noise do you think it made? How did he feel? What face would she have made?*

Helpful teaching methods: *Make actions to copy at certain points, act it out, place pictures on the wall, go for a walk around the room, use Lego/Playmobile figures.*

- Visual aids (To stick on the wall using Bluetak) - They'll need cutting out.

Page 1. Point 1. Eyes closed and then opened. Jesus had already told them.

Page 2. Point 2. Eyes closed and then opened. The scriptures had already told them.

Page 3. Point 3. Eyes closed and then opened. Jesus & the scriptures had already told them.

- Officers

Interactive talk through the text.

Helpful questions might be: *Why do you think he did that? What did she get right/ wrong? What would you do in his situation?*

Helpful teaching methods: *Act it out, have them draw scenes, shout out the best thing they see in the passage, make a puppet show using paper and card, go for a walk outside, use Lego figures.*

- Visual aids

The sheet might help think through the three episodes.

What opened their eyes? What had Jesus/ the scriptures already told them?



Heart and Hands

Think more about the Main Aim with: Activities and discussion.

Activities - Craft or worksheet

- Sailors - **Craft.**
Remind them of the Big Idea during the craft.
- Officers - **Worksheet.**
Talk through the teaching points and application.

- Extra games - In the GDrive.

If you finish craft early, you may want to play a game with the remaining time.

Discussion - What would it look like to believe the Main Aim?

Think through with the children what the Main Aim means for our lives.

- Talk through the Main Aim further.
 - Sailors - **Go further than Brief Application.**
 - Officers - **Go further than Brief Application, with questions to provoke thought.**



Land the lesson

Bring everything together with: Recap, Memory Verse and Prayer.

Memory verse

"Christ died for our sins according to the Scriptures, ... he was buried, ... he was raised on the third day according to the Scriptures, ... he appeared to Cephas, and then to the Twelve... then he appeared to James, then to all the apostles, and last of all he appeared to me."

1 Corinthians 15:3-8 (NIV)

[Ideas for learning the memory verse.](#) I will provide the verse on laminated paper with Blutak.

- **Sailors & Officers** - They can stamp and clap along with the song:
<https://www.facebook.com/GracechurchGreenwich/videos/1264759920526313/>

Pray

Encourage the children to pray with you about the Big Idea and Main Aim.

They could **thank/praise God** for it or **ask for help** in believing it.

- **Sailors**

You could ask for hands up/ thumbs up for those who would like to pray.

You could suggest "Popcorn prayers" - really short prayers. Or "Arrow prayers" - We all shoot up like an arrow at the end. Or you could try the idea we use with Officers.

- **Officers**

You could pass an object, like a Bible, around the room. When a child receives the Bible, they can choose to pray in their head or aloud.



Extra fun time.

An optional game, which can be played mid-session.

Game idea. Feel free to play something different!

- **Sailors** - Children move around the room until they hear a key phrase from the story, e.g. "He is alive!", then they raise their hands in the air.
Add others in like, "Women fall down", "Disciples don't believe", etc.
- **Officers** - Children are in two teams. Write "Jesus and the scriptures said he would die and rise again", each word on a small separate bit of paper. One set of words per team. Scrunch them up and place them in a bucket.
The teams send one person at a time to collect a piece of paper to make up the sentence; if they already have it, they put it back in the bucket.
You could add a few balls that contain random words or nothing.

Link (not super-important): Reminds them of the passage (sometimes).

Sign out with Take Home Sheets

- While signing out with Rollcall, Take Home sheets will be provided to carers and parents about the children's lesson.

Final notes

The following items will be printed for you and brought to the lesson:

- Main teaching pictures and materials.
- Activities: Sailors craft and Officers worksheets.
- Memory verse, laminated.
- Take Home Sheets.

Additional materials will be available:

- Craft materials.
- Pens, paper, glue, scissors.